

Mr Slim Multi-Split Systems

Inverter Heat Pump

The multi-split system is an ideal option for open plan spaces in medium sized premises such as offices or shops, where two, three or four units are required. These can be Mr Slim ceiling cassettes (PLA-RP), ceiling suspended (PCA-RP), ducted (PEAD-RP), floor standing (PSA-RP) or wall mounted (PKA-RP) models and can be connected to a single outdoor unit using twin, triple or quadruple multi distributor pipes.

- Twin, triple or quadruple indoor heat pump units can be operated in Multi-Split configuration from a single outdoor unit
- Heat pumps must operate in same heating or cooling mode
- Cooling capacity range 3.3 to 28kW
- Heating capacity range 3.5 to 31.5kW

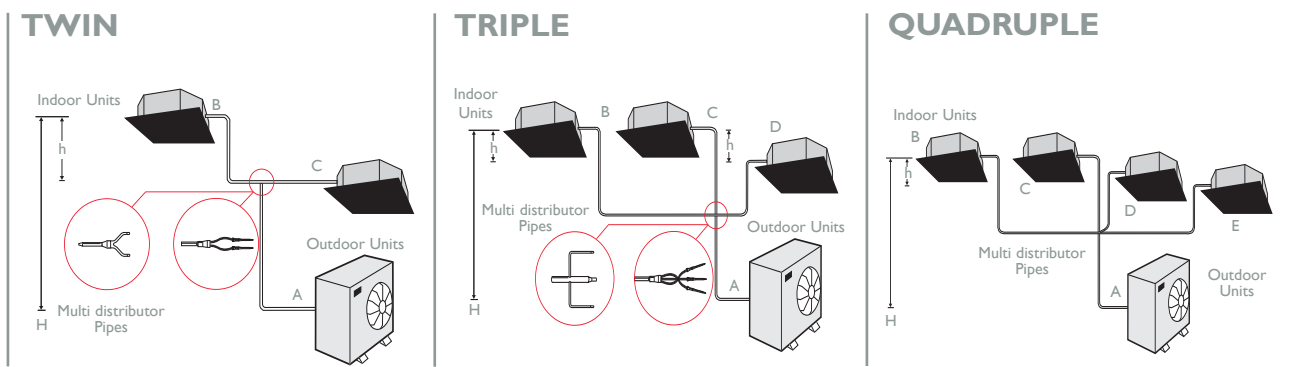
Note: SEZ or SLZ indoor units cannot be used as part of a Mr Slim Multi-Split system.
 PSA-RP indoor units cannot be connected with indoor units of different type.
 PCA-RP and PSA-RP indoor units cannot be connected to PUAZ-HRP outdoor units.
 PKA-RP indoor units cannot be connected to PUAZ-HRP71/125 outdoor units.



Technical Information


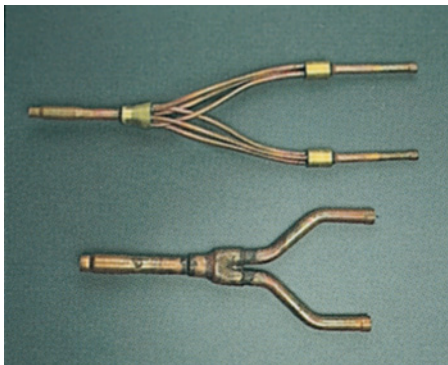
PIPE RUN PARAMETERS		
Outdoor Model	Pipe Runs	Max. Pipe Run (m)
PUHZ-P100-140VHA3	A+B+C twin	50
PUHZ-P200/250YHA3	A+B+C twin	70
PUHZ-RP71VHA4	A+B+C twin	50
PUHZ-RP100-140VKA/YKA	A+B+C twin	75
PUHZ-RP200/250YKA	A+B+C twin	80 (120)
PUHZ-HRP71-125VHA2/YHA2	A+B+C twin	75
PUHZ-P140VHA3	A+B+C+D triple	50
PUHZ-P200/250YHA3	A+B+C+D triple	70
PUHZ-RP140VKA/YKA	A+B+C+D triple	75
PUHZ-RP200/250YKA	A+B+C+D triple	80 (120)
PUHZ-P200/250YHA3	A+B+C+D+E quadruple	70
PUHZ-RP200/250YKA	A+B+C+D+E quadruple	80 (120)
PUHZ-P100-140VHA3	B - C or C - D or B - D	≤ 8
PUHZ-RP71-140VHA4/VKA/YKA	B - C or C - D or B - D	≤ 8
PUHZ-HRP71-125VHA2/YHA2	B - C	≤ 8
PUHZ-P200/250YHA3	B - C or B - D or B - E or C - D or C - E or D - E	≤ 8
PUHZ-RP200/250YKA	B - C or B - D or B - E or C - D or C - E or D - E	≤ 8

H = 30m. h = 1m. **Note:** H for the PUHZ-RP200/250YKA = 40m

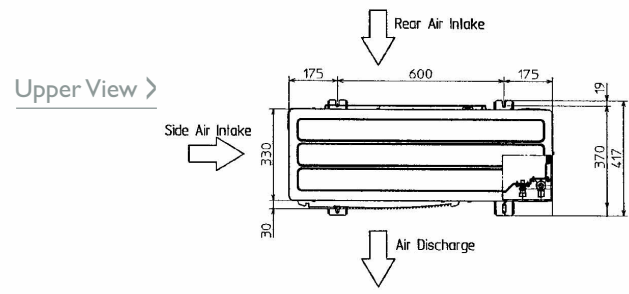


Multi-Split Systems - Combinations Table

Indoor Unit	Outdoor Heat Pump	No. of Indoor Units	Total Heating Capacity (kW)	Total Cooling Capacity (kW)	Pipe Kit Part Number
Size 35	PUHZ-RP71	2	3.5 - 10.2	3.3 - 8.1	MSDD-50SR-E
Size 35	PUHZ-HRP71	2	4.5 - 10.2	4.9 - 8.1	MSDD-50SR-E
Size 50	PUHZ-P100	2	4.5 - 12.5	4.9 - 11.2	MSDD-50SR-E
Size 50	PUHZ-RP100	2	4.5 - 14.0	4.9 - 11.4	MSDD-50SR-E
Size 50	PUHZ-HRP100	2	4.5 - 14.0	4.9 - 11.4	MSDD-50SR-E
Size 60	PUHZ-P125	2	5.0 - 16.0	5.5 - 14.0	MSDD-50SR-E
Size 60	PUHZ-RP125	2	5.0 - 16.0	5.5 - 14.0	MSDD-50SR-E
Size 60	PUHZ-HRP125	2	5.0 - 16.0	5.5 - 14.0	MSDD-50SR-E
Size 71	PUHZ-P140	2	5.0 - 18.0	5.5 - 15.0	MSDD-50SR-E
Size 71	PUHZ-RP140	2	5.0 - 18.0	5.5 - 15.3	MSDD-50SR-E
Size 50	PUHZ-P140	3	5.0 - 18.0	5.5 - 15.0	MSDT-1111R-E
Size 50	PUHZ-RP140	3	5.0 - 18.0	5.5 - 15.3	MSDT-1111R-E
Size 100	PUHZ-P200	2	9.5 - 25.0	9.0 - 22.4	MSDD-50WR-E
Size 60	PUHZ-P200	3	9.5 - 25.0	9.0 - 22.4	MSDT-1111R-E
Size 50	PUHZ-P200	4	9.5 - 25.0	9.0 - 22.4	MSDF-1111R-E
Size 100	PUHZ-RP200	2	9.5 - 25.0	9.0 - 22.4	MSDD-50WR-E
Size 60	PUHZ-RP200	3	9.5 - 25.0	9.0 - 22.4	MSDT-1111R-E
Size 50	PUHZ-RP200	4	9.5 - 25.0	9.0 - 22.4	MSDF-1111R-E
Size 125	PUHZ-P250	2	12.5 - 31.5	11.2 - 28.0	MSDD-50WR-E
Size 71	PUHZ-P250	3	12.5 - 31.5	11.2 - 28.0	MSDT-1111R-E
Size 60	PUHZ-P250	4	12.5 - 31.5	11.2 - 28.0	MSDF-1111R-E
Size 125	PUHZ-RP250	2	12.5 - 31.5	11.2 - 28.0	MSDD-50WR-E
Size 71	PUHZ-RP250	3	12.5 - 31.5	11.2 - 28.0	MSDT-1111R-E
Size 60	PUHZ-RP250	4	12.5 - 31.5	11.2 - 28.0	MSDF-1111R-E



PUHZ-PI00VHA3

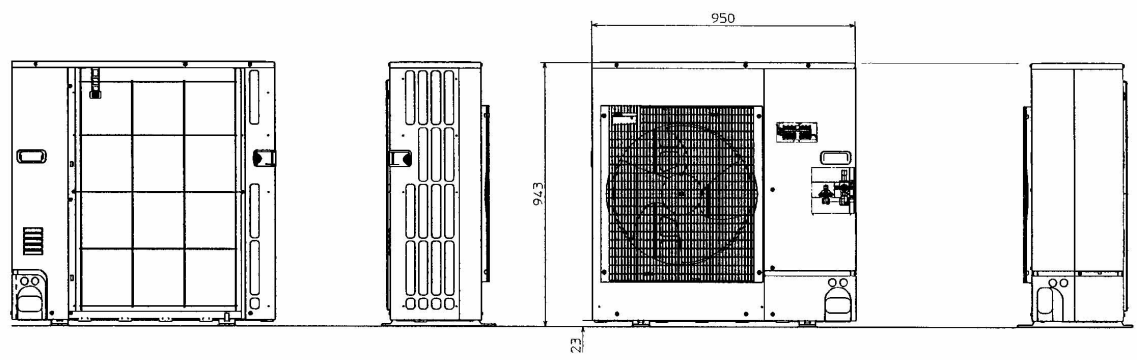


Rear View >

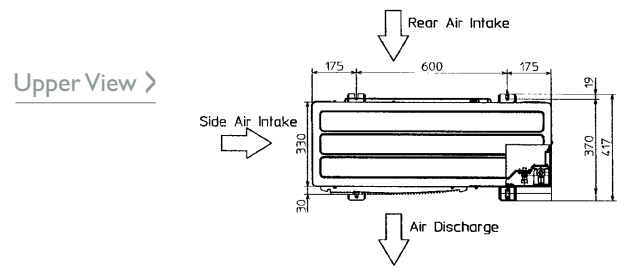
Left Side View >

Front View >

Right Side View >



PUHZ-PI25/I40VHA3 / PUHZ-P200/250YHA3

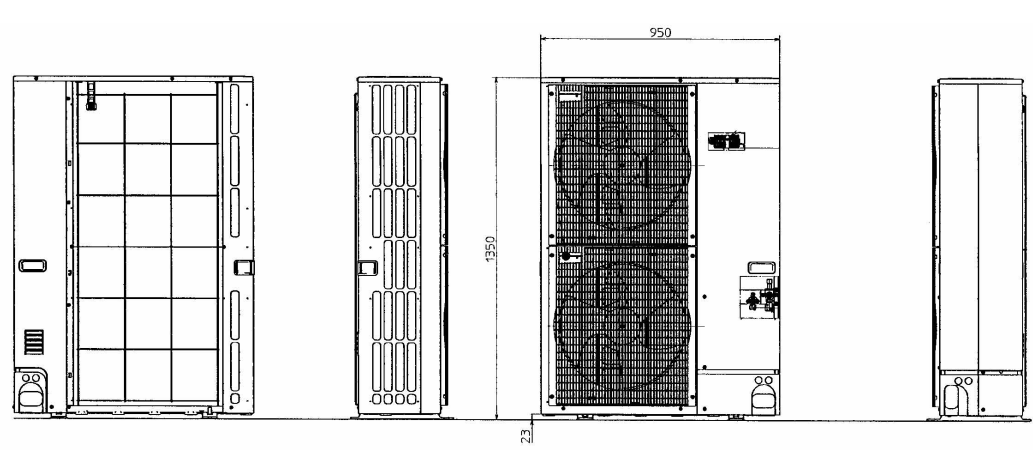


Rear View >

Left Side View >

Front View >

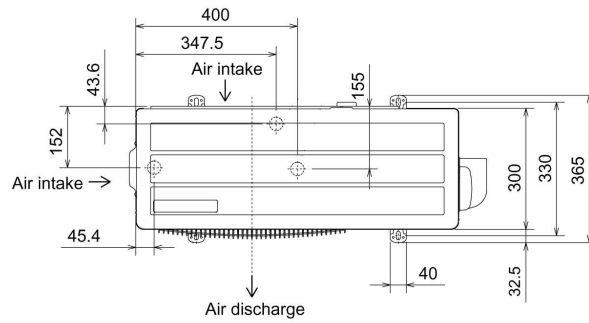
Right Side View >



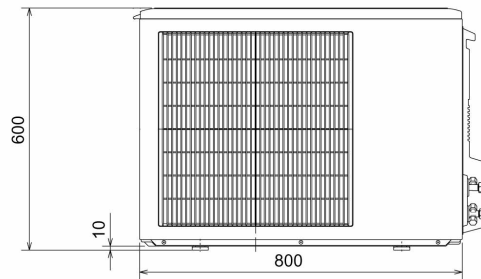
Outdoor Units

PUHZ-RP35/50VHA4

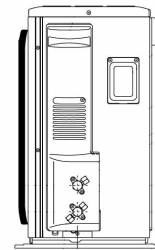
Upper View >



Front View >

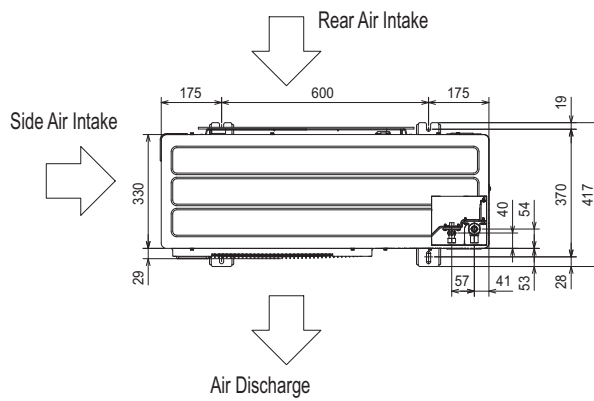


Right Side View >

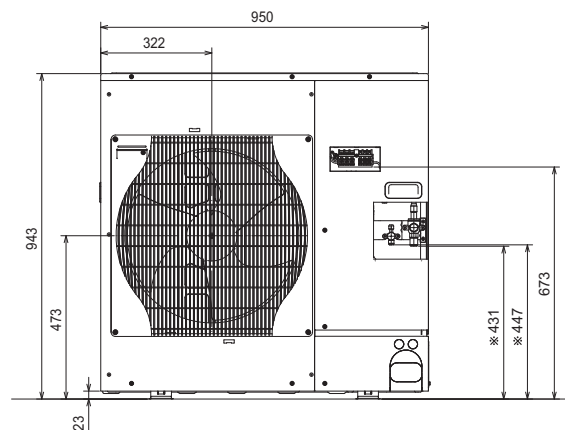


PUHZ-RP60/71VHA4

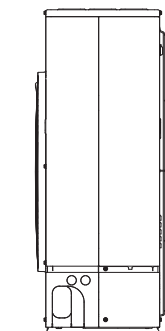
Upper View >



Front View >

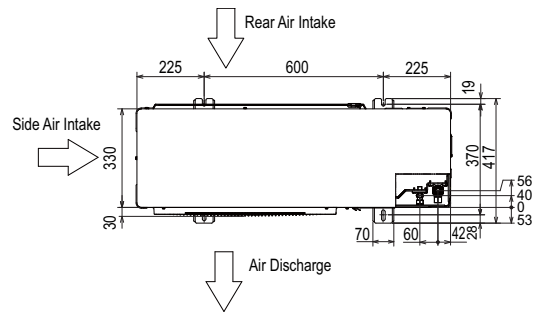


Right Side View >

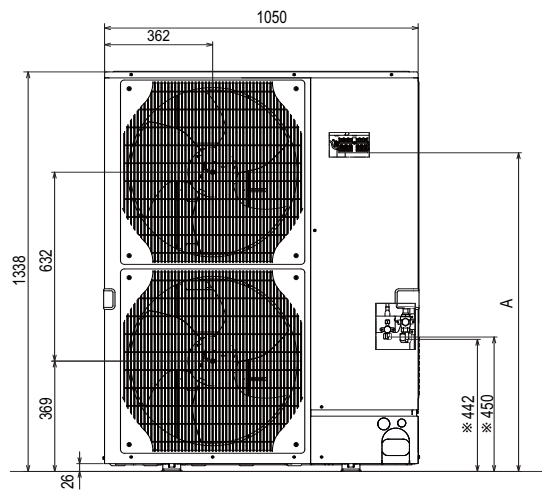


PUHZ-RP100-I40VKA / PUHZ-RP100-250YKA

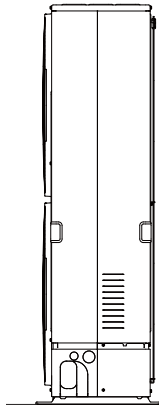
Upper View >



Front View >

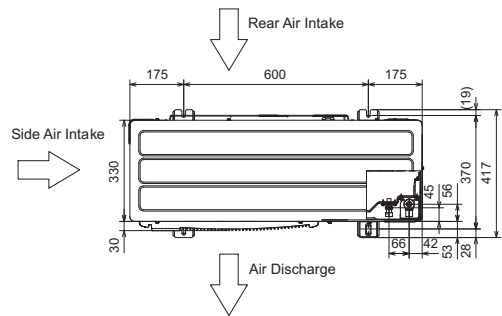


Right Side View >

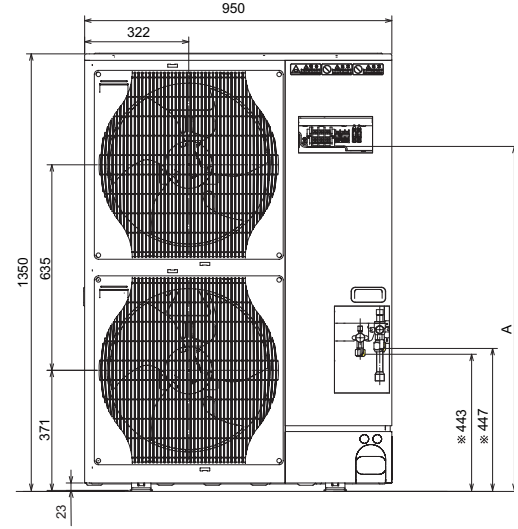


PUHZ-HRP71/I100VHA2 / PUHZ-HRP100/I40YHA2

Upper View >



Front View >



Right Side View >

