


PEFY-P-VMH-E

High Static Pressure Ceiling Concealed Ducted Indoor Unit

With improved design flexibility as a result of increased external static pressure, the PEFY-P-VMH-E allows authentic duct air conditioning within the strictest aesthetic confines.

- External static pressure of 200Pa
- Greater flexibility for duct extension, branching air outlet configuration
- Reduced noise levels thanks to the use of newly designed centrifugal fan
- Duct can be connected to intake side
- Drain lift-pump (option) 550mm of lift
- Cooling operation set temperature can be set down to 14°C db



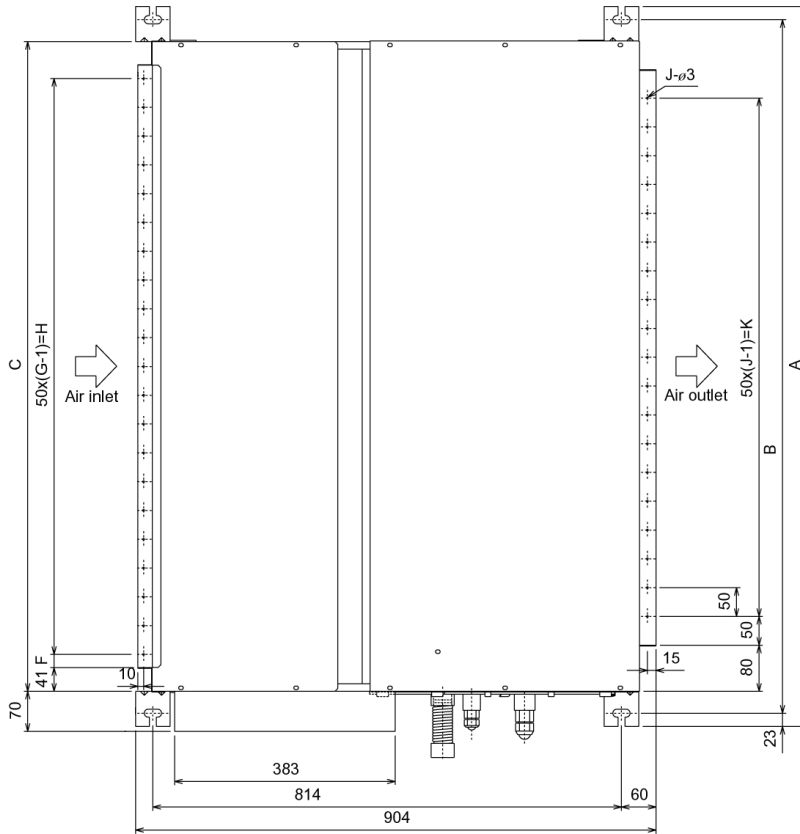
Technical Information

PEFY-P-VMH-E - INDOOR UNIT

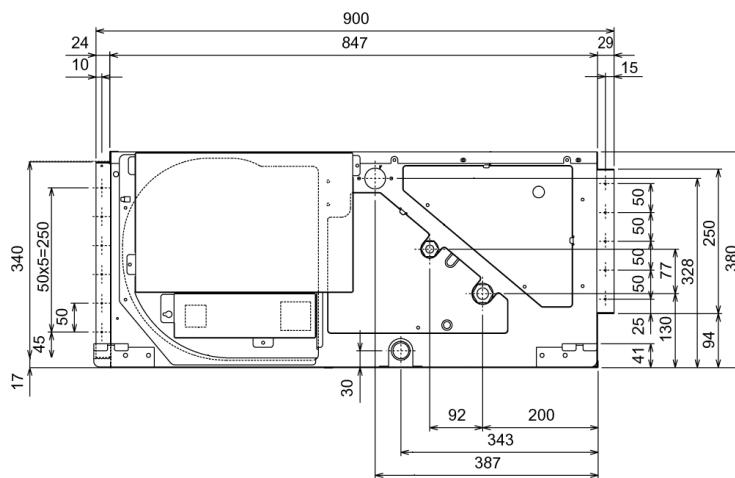
MODEL REFERENCE		PEFY-P80VMH-E	PEFY-P100VMH-E	PEFY-P125VMH-E	PEFY-P140VMH-E
CAPACITY (kW)	Heating (nominal)	10.0	12.5	16.0	18.0
	Cooling (nominal)	9.0	11.2	14.0	16.0
	Heating (UK)	9.2	11.6	14.8	16.6
	Cooling (UK)	8.5	10.6	13.2	15.1
High Sensible	Cooling (UK)	6.5	8.1	10.2	11.6
SHF	(UK)	0.74	0.80	0.74	0.74
High Sensible	(UK)	0.83	0.91	0.81	0.82
POWER INPUT (kW)	Heating (nominal)	0.32	0.48	0.48	0.48
	Cooling (nominal)	0.32	0.48	0.48	0.48
AIRFLOW (m3/min)	Lo-Hi	18-25	26.5-38.0	26.5-38.0	28-40
EXTERNAL STATIC PRESSURE (Pa) - Lo-Mi-Hi		100-150-200	100-150-200	100-150-200	100-150-200
NOISE (dBA) (150Pa)	Lo-Hi	38-43	38-44	38-44	38-44
WEIGHT (kg)		50	70	70	70
DIMENSIONS (mm)	Width	1000	1200	1200	1200
	Depth	900	900	900	900
	Height	380	380	380	380
ELECTRICAL SUPPLY		220-240v, 50Hz	220-240v, 50Hz	220-240v, 50Hz	220-240v, 50Hz
PHASE		Single	Single	Single	Single
RUNNING CURRENT (A)	Heating	1.47	2.34	2.34	2.35
	Cooling	1.47	2.34	2.34	2.35
FUSE RATING (BS88) - HRC (A)		6	6	6	6
MAINS CABLE No. Cores		3	3	3	3

PEFY-P80, 100, 125, 140VMH-E

Upper View >



Side View >



Model	A	B	C	F	G	H	J	K
PEFY-P80VMH-E	1050	1004	930	25	17	800	15	700
PEFY-P100-140VMH-E	1250	1204	1130	25	21	1000	19	900